

Home Improvements

Winter is often the time when our family takes time to make home improvements. The rest of the year is simply too busy to make any major changes. This winter our project was redoing our bathroom which had happened to become a very unhealthy atmosphere, having a mildew problem that would not go away. We would clean and clean and the bathroom would be spotless. We'd repaint and seal it, but in a couple short weeks, the mildew would have returned. It became obvious that the only way to truly remove the mildew was to get to the root of the problem... we had to gut the bathroom, tear out the walls, remove the tile, remove all the wood trim and doors... the only things salvageable were the toilet and the sink.

My husband and I have spent two months time working on the bathroom

closet. He has done most of the physical labor, while I have done much of the shopping and decision making (colors, tile choices, tub choices, etc.) The job became much larger than we anticipated... when tearing out took 3-4 full days longer than we expected, and each additional job for replacing items has equally lengthened. Had we known going in to the job, how much work it would take, Dh says he would have planned to hire some of the work out. (I'm not sure that is true... we're pretty cheap! LOL) However, the point that he was trying to make was this... this job is BIGGER than I even would have wanted to tackle.

As we look at our personal lives, often times we go along as always. We are busy and we do the minimum maintenance to keep everything in order. Usually things work out fine, but

every so often, there is something that just bids us to take notice... we have a small problem or maybe a BIG problem. We can ignore it for a time. We can give it a temporary fix. Sometime down the road, however, we realize that we are going to need some specific attention in this particular area.

Perhaps it is a nagging about how we are eating. Have you noticed yourself or family members putting on weight? Have you noticed eating habits have gotten sloppy or perhaps you rely on prepared junk food to get you through the busy times and you realize that more often than not... is a busy time!

Perhaps it is the lack of exercise. Everyone is content to sit around on the computers. No walks are going on, no one is going

(Continued on page 6)

Special points of interest:

- Theme: Reading / Home School Conventions
- Reading Curriculum Reviews
- Book Give-away Winner: Nancy A.!
- A Look Back, takes a look at service opportunities!



Foundations: Reading Bible Texts and Quotes to Encourage

“Till I come, give attendance to reading, to exhortation, to doctrine.” 1Timothy 4:13

“So they read in the book in the law of God distinctly, and gave the sense, and caused them to understand the reading.” Nehemiah 8:8

“ And it shall be with him, and he shall read therein all the days of his life: that he may learn to fear the LORD his God, to keep all the words of this law and

these statutes, to do them:” Deuteronomy 17:19



“Finally, brethren, whatsoever things are true, whatsoever things are honest, whatsoever things are just, whatsoever things are pure, what-

soever things are lovely, whatsoever things are of good report; if there be any virtue, and if there be any praise, think on these things.” Philipians 4:8

“Children need proper reading which will afford amusement and recreation and not demoralize the mind or weary the body...if pure and good reading is furnished them,

(Continued on page 2)

Inside this issue:

| | |
|----------------------------------|---|
| Testimony of a Late Reader | 2 |
| Tips for Home School Conventions | 3 |
| A Look Back... | 3 |
| Curriculum Reviews | 4 |
| Themed Newsletters | 5 |
| Book Review | 6 |
| Work: Raising Sheep | 6 |

Foundations: Reading, continued...


(Continued from page 1)

they will cultivate a taste for that.” The Adventist Home p. 410-411

“Above all, take time to read the Bible – the Book of books. A daily study of the Scriptures has a sanctifying, uplifting influence upon the mind.... The youth would pronounce it the most interesting book they ever read had not their imagination been perverted by the reading of fictitious stories.” Counsels to Parents, Teachers, and Students, p. 138-139

“(With) the habit of reading hastily and superficially....the mind loses its power of connected and vigorous thought.” Education, p. 189

Further recommended reading: “What Shall Our Children Read?” Counsels to Parents, Teachers, and Students, p. 132-139



“Seek ye out of the book of the LORD, and read.”
Isaiah 34:16

Testimony of a Late Reader

My daughter can read! That might not sound so exciting to some, but it sure is to me. My 9-year-old daughter has struggled with reading so much. Sometimes I really worried that I wasn't working hard enough to teach her or that I didn't have the right program. But alas, she can read!!

I have long been quite sold on the Moore Formula of education. One of the things that the Moores taught is that it is best to wait until a child is ready and that not all children are ready at 5 or 7 or whatever age it is that most are expected to read. In fact, based on their studies, many children are not ready to really read until ages 8-10 and a few not until 12. But even though I believed all that, when it came to my child, I was concerned. I didn't have a good excuse for being so worried, except that I'm both her mother and her teacher. My husband struggled with reading at a young

age, and it didn't finally click with him until age 9—the same age my daughter is. Maybe there is something genetic going on here. My husband since performed exceptionally well in school, so the delay caused him no trouble whatsoever. He started college at age 17 with full scholarships and he had his masters just weeks after he turned 22, so he didn't even end up behind; he ended up ahead. But even knowing all that, I still worried that it must be my bad teaching.

In August, I had her reading evaluated, and I was told that she was reading at a first grade level, maybe. I was trying and trying to figure out what to do next. It was recommended to me that I try some vision therapy or some other reading therapy. I thought quite a bit about it and talked to my husband. He recommended that she and I just keep plodding along. At that

point, he was the only person that recommended that, so I'm extremely grateful for his encouragement that it would all work out.

I don't know exactly when I could say that she started reading. We had spent years reading kindergarten and first grade readers. I own so many first grade readers, it's amazing. In August or September I decided to start having her read a lot more out of the Bible. I would have her read from the Bible a few times a week already, but I increased it to every day and we still continued on with the readers. She had already completed two phonics programs, so I just didn't see the sense of going through any more of that.

A few weeks after I decided that she should read from the Bible every day, I became

...many children are not ready to really read until ages 8-10 and a few not until 12. But even though I believed all that, when it came to my child, I was concerned.

(Continued on page 3)

Tips for Home School Conventions

1. Wear comfortable shoes.
2. Bring a rolling suitcase.
3. Have a budget, even taking a set amount of cash as your limit.
4. Leave the kids home, if possible.
5. Take a pad of paper and a pencil, so that rather than buying from every company, you can take down the info on the ones that you're interested in.
6. Bring address labels to fill out forms; it will save time and prevent cramped hands.

7. Make a plan before you go, so you have an idea of what to look at.



8. Only shop for the coming year.

9. If your home school convention has seminars, try to choose one or two that look interesting and attend them. It's a good way to rejuvenate yourself for the next year.

10. Consider not buying an item, spur of the moment. Instead, go home and pray...if the item is still something you want, you can always purchase it later.

11. Look for what you need, first, then enjoy browsing.

12. Relax. Don't get stressed out about making decisions... you don't need to make them that day.

Testimony of a Late Reader, continued...


(Continued from page 2)

extremely morning sick. I really had a hard time keeping up with home school studies. We just didn't do it every day. The only thing that we kept on doing every day was to have morning worship and I would have her read most of the passages. Sometime between September and Christmas,

her reading took off like a bullet. Even though I cannot pinpoint the day, she is now reading comfortably at a third or fourth grade level. She has more growing to do, but it has clicked finally. I'm so thrilled to know that I'm not a failure at teaching reading, but now that she did her catching on while I was sick rather than while I was pushing and pushing, I'm

even more mystified as to how a child learns to read than I was before.

Submitted by: R. C. from WA



...she did her catching on while I was sick rather than while I was pushing and pushing

A Look Back... Service for others—Ideas you can use!

- Volunteer at the Community Services Center (Dorcas) at your church. If you can't come weekly, then every other week or once a month, any time you can give would be appreciated.
- Join Pathfinders. At least one community service project each month is a conference requirement for the club.
- Drive once a week for Meals-on-Wheels.
- Visit Shut-ins from your church. Your head deaconess

will be able to give you names of church members.

- Write letters or cards. Our church has Encourage One Another cards in each pew. Our pastor encourages us to write to the sick, shut-ins or discouraged and turn the cards in after church. The church then provides the address and stamp. If your church doesn't have this, start it yourself.

- Visit your neighbors if they don't need lawns mowed, leaves raked or housework done, then they would surely appreciate a

visit. Offer to house sit for them if they go away or on vacation. Or walk the dog for them.

- Look into Adopt-a-Grandparent or other such program at your local nursing home or convalescent hospital.

- Adopt a missionary family. Write to them as pen pals. Send them small necessities they can't buy where they live. Send them *Primary Treasure*, your conference papers, and *The Adventist Home Educator Newsletter*. Ask your friends to help you save

(Continued on page 6)

Curriculum Reviews

Pathway Readers by Pathway Publishers:

These readers are simple readers with delightful stories. Pathway Publishers are Amish and the readers do not contain pictures of people, but there are black and white pictures of animals and other inanimate items. The stories start out mainly about family and later it branches out to friends, neighbors and a little bit of school activities. I would say that the readers through grade 3 are safe readers to read. In grade 4, some historical stories of their faith are introduced. These books have word lists at the back to keep you up with the new words being introduced in each chapter. While fairly simplistic in looks, my girls really enjoyed reading these as they progressed in their early reading skills. The workbook program that goes with this set is simplistic, yet made for a teacher... the Teacher's manuals do not explain the lessons very well, and for us, we found that we just never got enough instruction with using the symbols to sound out the words, yet the kids were expected to learn those early on in the workbooks. We ended up tossing out the workbooks and just enjoyed reading instead!

Jewel Books by Rod and Staff Publishers, Inc.:

These are also delightful read aloud books for younger children. I often used these as read alouds for my kids, but I found the girls sometimes picked them up and read them to a younger sibling as their reading skills grew. I would say over 80% of the titles available are suitable for Adventist children. Some books contain pictures of women in veils, as they are put out by a Mennonite company. The stories however are wonderful family stories, some outreach/mission oriented stories, and some that just focus on a bit of nature... we found those were more interesting as the kids got closer to school age

and even into the first and second grades, we'd read them along with a unit study (ex. God's Wonderful Water, or God's Wonderful Trees). These books are affordable, at around \$2.50 each.

Bible Stories for Early Readers by Bradshaw Publishers:

These are leveled readers for your beginning reader. My youngest at 2-3yo, however pulled these off the shelf wanting to be read to and she really enjoyed these books with the short sentences and repeating words (especially in level 1). These readers use Bible stories and are a wonderful way to help your child learn more about the Bible.

God is Good Series by Rod and Staff Publishers, Inc.:

These books go with the Rod and Staff Reading program. The books are fun ways to practice reading in a fashion that is not like a regimented reading lesson. The books have a guide to tell you which lesson (in the Rod and Staff reading program) to introduce the books at, so that you have an approximate idea of the level of the reading. These books have black and white pictures of people and an occasional woman in a veiling may be seen. The stories themselves are mostly nature oriented. Large print is used and word lists are at the back of each book.

Reading to Learn Series by Christian Light Publications, Inc.:

You will also see these listed by Christian Light Education, which is simply another division of the Publications. These are readers used in the Christian Light Education reading program called Reading to Learn. The books through grade 3 seem appropriate for Adventist children. We used these through 3rd grade.

This reading program uses a variety of writing, so you will see character stories, poems, Bible stories and nature stories. This is good for a child that enjoys more variety in their early reading experience. My supervising teacher borrowed my set and used them for her son who would likely be labeled ADD/ADHD... and she said she had tried many readers, but he just never enjoyed them, but he did enjoy these... the variety of the writing, the type of stories, she felt was more appealing to "boys" than what appealed to her girls. I found that my one daughter did not like these books because she enjoyed family stories... warm cozy stories, but my other daughter did enjoy these because there was more adventure to the stories. I've never tried the reading program itself, just used the readers on their own, so I cannot comment on the workbook program that goes with the readers. These books have new words in bold print and some have a glossary at the back so if they do not know what the word means, they can look it up (with your help, of course). Pictures are either one or two colors, but variety in pictures is given with changing colors. An occasional picture of a woman in a veiling may be seen, as this is a Mennonite company.

Christian Liberty Nature Readers by Christian Liberty Press:

These books are a great way to combine nature study/science and reading all in one. While they are labeled book 1, book 2, etc... that does not really express the reading level. Book one has larger print and has a glossary at the end. Books 2 and 3 have smaller print, and some review questions. (I do not personally own any past book 3). My girls enjoyed book 1. They however didn't care for the next two books as it was too deep into bugs for them. A child interested in bugs might enjoy these better, my girls simply were not ready for that

(Continued on page 5)

***These are also
delightful read
aloud books for
younger children.***

Themed Newsletters

Upcoming Issues:

#147 – Nature Study – Work

Deadline for submissions:
March 8th

#148 – College Prep Courses
– High School

Deadline for Submissions:
March 31st

#149 – Writing – Record
Keeping

Deadline for submissions:
April 26th

The upcoming themes for the next 3 months will be shared so that if you have anything to share about the theme idea, you will have time to prepare a piece for the newsletter. We are looking for reviews, personal applications of 'True Education', featured articles, resources, and more! As always, submissions are invited regardless of upcoming themes... they may be saved for later, or if a newsletter is a little light, it may be included regardless of the theme of the newsletter.

(If you have a topic of interest, please share so we can add it to our list)

Submissions can be sent to the email listed on the back page of the newsletter.



**Next month:
Nature Study and Work
Emphasis**

Book Give-Away

January's Winner:

Nancy A.!!!

[The Successful Homeschool Family Handbook ; A Creative and Stress-free Approach to Homeschooling](#) by Dr. Raymond and Dorothy Moore.

Nancy, I will be contacting you to verify your information so

that I can send you this book!

February's Give-Away:

The Old Barn: Springtime By Joe Maniscalco

This is a used pb, Review and Herald Book. I happened to have two copies. *grin*

It's a book about a family on

the farm and the nature that awakens in the springtime. Great read aloud for early elementary (K-3).

To get your name in the drawing, simply reply to this month's newsletter message and include your name and email with the words "February Book Give Away".

**This Month's
Give-Away book:**

**The Old Barn:
Springtime**

**By Joe
Maniscalco**

Curriculum Reviews, continued...

(Continued from page 4)


deep of a study into bugs. I would suggest these books after a child has progressed in their reading skills, however they may be enjoyed as a read aloud at an earlier age.

The Moore-McGuffey Readers by Truman and Smith:

These readers are developed more with the old style of the one room classroom approach. These are progressive lessons in reading and spelling. Each story has a set of words to go along

with it for the child to learn. As the readers progress, some review questions are also included with the stories. However, you could use these differently and simply read as your child is able. The lessons at some points grow hard faster than a child may learn, so repeating lessons should be considered, or supplementing with other reading material. These books contain a mixture of nature stories, Bible stories, and character building stories. The Moore-McGuffey set is a set that was created by pulling out stories that might not be considered good reading material by Adventists (from the original

McGuffey Readers), yet still maintaining the lesson structure. The readers were created in 1836, but edited by Raymond and Dorothy Moore. While we enjoyed book one, we found ourselves floundering after that to try to pace ourselves with our children's abilities. There are a couple pages of instruction for the parent in the front of the book, but it was not enough for me to feel comfortable with this program as our mainstay for reading or spelling. My suggestion is to simply enjoy the stories... and use them as supplements, not as a main reading or spelling program.



Book Review: Gifted Hands, The Ben Carson Story

This book is a great book to add to your home library. My daughters watched the tv program last year on Ben Carson, and felt they didn't need to read the book, because they thought they knew all about him. I encouraged my one daughter to read it and the

first page grabbed her attention and she is enjoying it so much, she started to read it aloud to her other sister. They both comment on the personal childhood of Ben Carson and how he overcame so much. If you have children that appear behind in their studies and they feel that condemnation from others around

them, this is an excellent book to encourage them. You could read it aloud to children in upper elementary to high school.

For those that have high schoolers, this is a great book to add to your list for Literature study.

For those that have high schoolers, this is a great book to add to your list for Literature study.

Looking Back... Service for others—Ideas you can use!, cont.

(Continued from page 3)

clothes that would fit their children.

- Home Businesses and helping with natural food co-ops can give opportunities for witness and service.

- Start a backyard in-home Vacation Bible School type program for neighborhood children.

- Older children can help in the Cradle Roll and Kindergarten divisions at church. My 13yo daughter was nominated as a leader this year because her volunteer work the past year was

such a help.

- We can always pray! Pray for those you're reaching out to. Pray for a chance to witness to someone and show God's love to each day.

Submitted by J.S. in CA, Volume 5, Issue 6 of the AHE Newsletter

Home Improvements, continued...

(Continued from page 1)

outside and enjoying the fresh air. Life has suddenly begun to revolve around TV or computers.

Perhaps it is a character trait in you or a family member that needs attention. You notice that there is much irritability in the household. You notice that the storms of life come more frequently. Something needs to change.

Well, whatever it is, you've decided that attention is needed in this area of your life. You make a plan to correct the problems. You're ready. Your family is ready. You are all looking forward to working together to get on top of the problem. It shouldn't be hard, you have a plan after all. The time comes and you begin to take time to work on this issue in your lives. Things go along pretty smoothly, perhaps a few bumps in the road... or maybe more than a few bumps in the road, but a few large potholes that your car can get lost in as well. The

project suddenly has become bigger than you imagined. The problem is actually much bigger than you realized and you want out because this is NOT what you anticipated, this is NOT what you had planned. Have you been there? Whether it is hitting a rock with reading, or dealing with a child who isn't able to act rationally, you just cannot find your way. The plan doesn't work. The books say the plan should work, but it doesn't. Oh the frustrations, the tears, the heart ache!



Isaiah 48:10 Behold, I have refined thee, but not with silver; I have chosen thee in the furnace of affliction.

I believe that God allows things to happen in our lives to grow people spiritually. It may be us, it may be our kids, it may be our family unit as a whole. The bumps along the way are there to shape us, to give us character. The refining process is not always an easy process, but it is a good process. It makes us pure. Each time you stick silver in the fire, it becomes more pure. Each time we endure one more situation that needs attention in our lives and we take it to God and follow out His plan in our lives, we become a little more like Him. May we all keep pressing on in our journeys, whatever problems arise... knowing that God has a plan of good to work out in our lives.

Zechariah 13:9 And I will bring the third part through the fire, and will refine them as silver is refined, and will try them as gold is tried: they shall call on my name, and I will hear them: I will say, It is my people: and they shall say, The LORD is my God.

Work: Raising Sheep with the Moore Formula

When we look at the Moore Formula, we see the formula of Work + Service + Study. Often just looking at the formula and hearing that you should apply these categories equally in your children's education is somewhat daunting. How do we do that? We might initially think... 2 hours of study, 2 hours of service, and 2 hours of work... and try to schedule that into our days. For some this can be a practical application of the formula, but for many others, it is not realistic at all.

We began raising sheep the same year we began homeschooling. I found that farm chores took maybe a half hour to do when everyone pitched in. I then felt guilty that perhaps I wasn't adding enough work to their days. Soon after getting our sheep, they lambed and we learned that we no longer spent a half hour each day doing chores, but rather, our time increased to sometimes 10 plus hours a day in the barn. I was rattled... how does this work? My brain tried to fit these variances into the formula, but yet... I still struggled to understand what the principle really was.

Now looking back, it was quite simple really. Farm work does not always have a neat and pretty schedule. Yet, for the most part, farm work is enough to count for 1/3 of our education. Through out the year, we have seasons of work. We have lambing season, we have a weaning season, we may have bottle lambs, we have a harvest season for hay, we have gardening, we have scheduled farm maintenance, etc. Some of these seasons need a day or even 2-3 weeks of straight farm work, other times, it is less.

I've learned to balance my study and service around these farm work days. Instead of trying to balance it with each and every day, I now look over the course of the year to make that balance. In December, we have ample opportunities for service... we take them... and find our days are likely unbalanced to the onlooker, but to us, we know this is only a season that is full of opportunities... come one month later, our opportunities have dwindled because of the cold winter months. And with our studies,

we often can create seasons of study for ourselves as well. I tend to be quite heavy with studies during January and February... knowing that in late February and early March, we will be not doing much studies at all, but rather our days will be full of watching for momma ewes giving birth and helping with the cares that the lambing season brings upon us.

It really is too much to ask my children to help with the lambing and keep up with 4 hours of high school studies as well each day. It is too much to ask of me to plan all the studies, go out and do all the farm chores and then come in to correct the class work and cook meals besides tending the other needs that pop up during a day. I could give up and send my kids to school thinking I am asking too much of them or I am not giving enough attention to their studies, or I can challenge myself on how to make a family situation like this work.

Work challenges my kids to apply themselves, to grow in their responsibility. I haven't found a more effective way to instill these character traits in my children than to actually let them "work" it out. Also, during down times of study and high times of work, the kids somehow apply themselves, growing even more in their understanding of the skills they are trying to learn with their studies. When a lamb goes down sick and my attentions are on another situation... the girls have often run to one of our "sheep book of answers" and they look up what they have questions over. They are reading, they are comprehending, they are applying knowledge to the situation. They are learning science and applying all in one purpose of trying to help the little lamb that is suddenly weakened. They are learning independence, they are learning to make decisions that will save lives, they are making choices of priorities. If the vet is called, the girls are right out there with him and they ask questions and he has always willingly shared more than he needs to help our kids understand. The girls have learned to take care of sheep sales on their own when I've been caught inside with a baby, or Dad

got called away to work for an emergency. They've also given several tours of the farm willingly to people of many different ages, from homeschool groups to church members, to neighbors. They are comfortable talking to people of all ages, simply because it comes



**Kate and Paige
with one of our
lambs.**

with the territory of living on a farm and learning responsibility alongside of Mom and Dad. The skills we try so hard to instill in "studies" are often easily learned when an opportunity of work is allowed to happen.

So, I challenge you, if your lifestyle does not fit neatly into the Moore Formula (work+study+service), do not toss it out, based on the fact that it simply doesn't work for you because you live in town, or you live too far from anyone to connect and serve, or you just can't do it all in one day. The Moore's based their educational studies on Ellen White's writings of education and child training. They came up with this formula based on her writings and the studies they conducted. Now just because the formula says this+this+this, doesn't mean there is only ONE way to apply that formula, rather there are many ways. Look at Academies... they do a half day of studies and a half day of work... and try to encourage service activities as much as possible. These are based on Ellen White's writings... not because they are trying to follow the "Moore Formula". The Moore Formula is simply an easy way for homeschoolers to remember to include work and service with our studies, to keep us from being lopsided in educating our children. So, my challenge for you is to apply the principle of the Moore Formula to your home education, even if your schedule doesn't follow a neat and tidy plan.

You can share your stories of work and service in upcoming issues. Submit your ideas by email to:
adventisthomeducator@gmail.com

**Work
challenges my
kids to apply
themselves, to
grow in their
responsibility.**

The Adventist Home Educator

The Adventist Home Educator
3450 Quail Avenue
Manly, IA 50456

E-mail:
adventisthomeducator@gmail.com
Website: adventisthomeducator.org

Coming Soon! Be watching this spring for the 25th edition of the AHE Handbook. The handbook is currently in the editing process of publication. Watch the website for more details! www.adventisthomeducator.org

AHE Resources:

AHE Handbook - Available currently by e-book. The handbook is a compilation of ideas shared between other Adventists. This book is currently unavailable. The 25th edition is in the editing process and we hope to have it for you in the next few months. Check out the website for more details on our resources.

www.adventisthomeducator.org/

AHE e-Newsletter ... You are reading it now. Short monthly articles to encourage you with home schooling. Sharing ideas among friends in a topical format. When email lists are too much for you, a monthly newsletter can encourage you and help you feel connected among friends. The newsletter tries to present information in such a way that it is clutter free.

The **AHE-List** is a place for Adventist homeschoolers to come together for friendly and informative discussion about home education from birth through high school. With an emphasis on true education, we share our ideas and experiences relating to teaching methods, learning styles, scheduling, curriculum choices and many other homeschooling topics. This is a place where we can help others along their homeschooling journey and also learn some new things ourselves. Susie is our moderator and she does a great job keeping the list on topic for homeschooling discussions. To join, send a blank email to:

AHE-List-subscribe@yahoogroups.com

AHE-Living... is a friendly place for sharing encouraging words as we work together to create grace-filled, loving homes and pure hearts for the Kingdom. This is a place to visit about child rearing, home decorating, healthy cooking, health and wellness, family relationships, spiritual growth and family worships, sewing and crafts, gardening and flowers, and other topics near and dear to our hearts. LaDonna is our moderator and she does a great job keeping the list a warm and cozy place to join together with friends. This is a supplemental group affiliated with AHE; a place where we can

discuss all aspects of Christian living. You will need to be a member of the AHE-list in order to join. To join, visit:

<http://groups.yahoo.com/group/AHE-Living/>

AHE-Swap...if you have curriculum to purchase or to sell, here is another outlet for getting the word out. To join, send a blank email to:

AHE-Swap-subscribe@yahoogroups.com

AHE Teens...is a place for our teen children to interact with other Seventh-day Adventist homeschoolers. To join, parents need to send an email to Melissa at onthefarminiowa@myclearwave.net with their children's names, ages, and email addresses.

AHE Website ... www.adventisthomeducator.org

The AHE website moved to a new server in January of 2010. We are still in process of formatting, so please forgive us for any incorrect links or pages; and please share with us if you find any mistakes. Thanks